

February 2008

February

February

- 2 CSU, Chico Swine Day, Chico
- 2 Record Book Workshop – 9:00 – 12:00
- 9 Project Leader Training 10:00 – 1:00
- 16 CSU, Chico Beef Day, Chico
- 18 UCCE Office Closed
- 23 CSU, Chico Sheep Day, Chico
- 23 Presentation Day, Lower Lake

March

- 1 Mendocino County Presentation Day
- 15 Humboldt Youth Leadership Summit
- 29 Lake County Textile and Home Arts Field Day

April

- 12 Sectional Presentation Day, Mendocino
- 12 Record Book Training, Mendocino
- 12 Philanthropy class

May

- 31 State Field Day

June

- 23-27 Lake-Mendocino 4-H Summer Camp



COUNCIL MEETING

FEBRUARY 25, 2008

4-H OFFICE

County Presentation Day Saturday, February 23, 2008

Location: Lower Lake Elementary School

Check-in: 9:00 a.m.

Orientation: All Judges & Area Chairs 9:30 a.m.

Presentations Begin: 10:00 a.m.

The day will conclude with an
Awards Ceremony.



Registration forms are available online at <http://ucanr.org/4hforms/information>, in this newsletter and at the 4-H Office.

A copy of the 4-H Presentation Manual is also available online at <http://ucanr.org/4hforms/information>. For more information on Presentation Day, please contact the 4-H office.

Reminder: All members planning to show or sell an animal at the 2008 Lake County Fair must fulfill the presentation requirement.



Lake/Mendocino 4-H Summer Camp 2008 Camp Masonite Navarro!!

Camp dates are: **June 23-27, 2008**
Cost: **\$125.00**

Registration packets due to the
Lake County 4-H Office:
Monday May 5, 2008 (postmarks ok)

All registration
papers **along**
with your
payment must
be returned to be
considered
registered!!



Get your camp
registration packet online at
<http://ucanr.org/4hforms/information> or at
the 4-H Office.

CHAPERONES NEEDED 2008 4-H SUMMER CAMP Camp Dates: June 23-27, 2008

**Must be an Appointed
Volunteer Leader.**

Chaperone registration
packets are available
online at
<http://ucanr.org/4hforms/information>
or at the 4-H Office.



For information, please contact the 4-H
Office at 263-6838.

DANNY WILDS SCHOLARSHIPS

This 4-H award is a monetary grant in memory
of Daniel Len Wilds.

Danny was an eight-year
member of the Big Valley
4-H Club, who maintained
a growing interest
in 4-H club work,
agriculture and education.



The primary purpose for this award being
established was as a tribute to Danny. The
committee has dedicated these funds to
financially assist 4-H members to attend
summer camp. Four (4) full scholarships
will be awarded to 4-H members who want
to attend camp but could not go without some
assistance.

**Application is available at the 4-H
Office and is due by April 4, 2008**

CLUB REPORTS

Blue Heron Hits the Alleys
by Asia Jones



On Jan. 13th the Blue Heron
4-H club decided to have a
bowling party. We all enjoyed
pizza & soda. Everybody had
a lot of fun. Our youngest
club member, Devin Cole (age 5) beat everyone,
even the adults! His score was 122. After we
bowled, we either went home or played arcade
games.

Project Leader Training

Rescheduled to

February 9, 2008

10:00 a.m. – 1:00 p.m.

4-H Office

Indoor seeding

The next Gardening Workshop
Presented by the Master Gardeners
February 13, 2008
6:00-8:00 p.m. – 4-H Office

Stop drooling over pictures of beauty and perfection: put down those seed catalogues and step into action!



If you want to make those luscious fantasies a reality this year, come to our seed starting workshop on **February 13th** and learn to take an active role in the creation of food and beauty.

Taught by Cornelia Sieber-Davis and colleagues, we'll cover indoor seeding techniques, choosing a starting medium, and transplanting seedlings.

Bring your questions, but most importantly, bring yourself!"

SAVE THE DATE

Next Workshop
March 12, 2008 6-8 p.m.
Planning and Creating a Garden

UPPER LAKE 4-H CLUB ANNUAL TRI-TIP DINNER FUNDRAISER

The Upper Lake 4-H Club will be holding their Annual Tri-tip Dinner Saturday, February 16, 2008 at the Bachelor Valley Grange in Upper Lake. Dinner includes: Tri-tip, Beans, Salad, French Bread, Dessert and Beverage. Dinner will be served from 5:00 p.m. – 8:00 p.m., the cost is \$9.50 per adult and \$4.50 per child 5 years and under.

For more information or for tickets, please contact **John Irwin** at 275-0722.

Tickets may also be purchased at the door.



Online Survey for 4-H Youth Will Help Improve Bio-Security Measures: Please Participate in this Important Research

This is a **reminder about an important bio-security initiative** that the State 4-H Office and several county programs have been working on for the past couple of years. In collaboration with Veterinary Medicine Extension on the UC-Davis campus, we have been involved in a variety of innovative projects addressing the issue of bio-security as it relates to 4-H Animal Science projects in California. Our goal through these efforts is to strengthen our Animal Science Program through the adoption and implementation of timely and relevant materials and strategies.

One aspect of bio-security that is extremely important is predicting the spread of disease through computer modeling. To do this accurately, researchers must develop a program that can calculate where, when, and how a disease might spread using data on typical patterns of animal movement. Although such models exist for industry, there is much to learn about the potential of disease spread in the event of an unforeseen outbreak among animals from backyard flocks or herds.

Because California 4-H has a robust Animal Science Program that we want to protect from disease, we have worked with Veterinary Medicine Extension to design a **survey for youth** who raise market animals. Data from this survey will help provide researchers with the information necessary to help develop a new disease spread model that can serve as a bio-security tool. This survey is completely voluntary, but we are asking **4-H youth in California who raise market animals** to go to the California 4-H homepage (<http://www.ca4h.org/>) where they'll find a link entitled **Take the 4-H Animal Bio-Security Survey!**, or they can go directly to <http://ca4h.org/wrp/survey/>. Once they're there, **have the youth** read the information provided and **consider completing the survey to help with this important research**. The results from this survey will strengthen 4-H Animal Science in California through enhanced bio-security measures that will help ensure the health and safety of 4-H youth and their project animals for years to come.

If you or youth members have questions about the survey, please contact Martin Smith, Associate CE Specialist in Veterinary Medicine Extension, at mhsmith@ucdavis.edu.

Club Reporter or Corresponding Secretary

Club Reporter or Corresponding Secretary duties include submitting club reports for the 4-H 4-1-1 or newspaper. Each month write a brief article covering club events, elected officers, activities and projects. Tips on writing an article include:

- Your first sentence should answer – Who, What, When, Why.
- Put the most important thing first.
- Write all that you think will interest readers.
- Be accurate; check spelling, use first name or initials;
- Double check times and dates before printing.


Send all articles to the 4-H office before they are submitted to the newspaper. We look forward to printing your club news in the next issue of 4-H 4-1-1.

**Shooting Sports
Volunteer Leader Course
Archery Discipline
890 N. Bush St. Ukiah, CA 95482**

Saturday May 3, 2008 – 8:00 a.m. – 5:30 p.m.


Sunday, May 4, 2008 – 8:00 a.m. – 4:30 p.m.

Upon successful completion of this course, 4-H leaders will be certified in the shooting sports discipline of Archery. They will be certified as volunteer leaders and eligible to serve as shooting sports leaders for clubs or counties. There is a \$20 fee for the course and you must register by April 25th. To get more information or register for the class contact Linda Edgington at lgedgington@ucdavis.edu or call 707-463-4495.



All horse leaders, members, and parents are encouraged to sign up for the 4-H Equine Education List serve for the latest news about state 4-H equine events and programs. The link is available at: <http://ca4h.org/projresource/horse/>.

4-H groups are invited to submit regional 4-H horse events, information, and dates for posting on the calendar by contacting Jeanne George at: jlgeorge@ucdavis.edu.



Safety First

As the 4-H project leader, you are entrusted with a great responsibility. The skills and knowledge that 4-H members gain from project work and the development of cooperation, leadership, and community involvement throughout 4-H will help them develop into caring adults. An important area in this development is that of safety. What Can the 4-H Leader Do About Safety? Set a good example at all meetings. Recognize hazards and correct them. Demonstrate the proper use of equipment. Discuss safety at every meeting. For additional resources, Clover Safety tips and activity sheets are one-page documents for health and safety in a variety of 4-H projects. These handouts are useful for project planning and at project meetings. Current topics include: Rabbits, Sewing, Cattle, Power Saw, ATV, Horse Work, Horse Riding, Turkeys, Preventing 4-H Member Injuries and Illness, Organizing and Operating a Safe 4-H Petting Zoo, Skateboarding, Safety – Fireworks, find them at <http://www.ca4h.org/projresource/curriculum/safety/>. New topics areas are continually being added.

**On-Line 4-H Volunteer
Food Safety Program**

<http://groups.ucanr.org/foodsafetyvolunteer/>

This on-line training is recommended for all 4-H volunteer leaders, club refreshment chairs, or as a review and update to previous trainings. Please keep in mind, if you plan to serve or sell food to the public, a 4-H volunteer who has completed a *4-H Make it Safe Keep It Safe* workshop must be present.

Jane Chin Young, online training supervisor will notify the 4-H office when you have completed this course.

CLEAN





Working

WITH 4-H MEMBERS



Youth Characteristics

Youth mature in many ways: physically, mentally, emotionally, and socially.

To be successful, youth must acquire new skills, knowledge, and abilities. It is also during childhood and adolescence that youth begin to branch out socially and build new or additional relationships.

Development during this timeframe can vary from one child to the next. Every child grows and develops at his or her own rate. Some children may acquire certain capabilities earlier than their peers, while others may outpace their classmates in physical growth but be behind in other developmental areas.

Primary Members

Primary members (K through 3rd grades) usually have a relatively short attention span. They have limited manual dexterity and hand-eye coordination, as well as limited reading and writing skills. As a result, primary members can be sensitive to personal criticism.

Junior Members

Junior members (4th and 5th grades) can have boundless energy along with an increased attention span. They tend to have a need for self-expression through self-directed activities, and they enjoy both cooperation and limited degree of competition.

Intermediate Members

Intermediate members (6th through 8th grades) fluctuate between childhood and adulthood. They are experiencing physical, emotional, and social changes. Their project skills and communication abilities are advancing, but are often controlled by their emotions. They have a need to find acceptance from both peers and adults and tend to enjoy competition.

Senior Members

Senior members (9th grade until 19 years of age) enjoy leadership opportunities that allow them to exercise their developing skills in adult roles. They are fine-tuning their interests and exploration of career possibilities.

Teaching Opportunities

Publications: 4-H publications and websites can be a big help to you in project work. Project outlines, manuals, or guides are available in many subject areas.

Visuals: Videos, slides, pictures, and models are useful for helping members see how to do things. Visuals also provide a change of pace in project work and may show members new areas to explore.

Presentations: These are traditional teaching techniques in 4-H (see **A Quick Look at 4-H Lingo** for description). A volunteer or older member can give a presentation to share knowledge and skills with others in a meeting. Members should be

asked to give presentations before their project group on skills or knowledge they have mastered or learned. Members should also be encouraged to repeat their presentation at their club meeting, before their parents, at Presentation Day, or for other activities and events. As they progress, members will assume an increasing amount of responsibility for choosing their presentations' subject, preparing the presentation, and evaluating their efforts.

Identification: Many young people enjoy learning how to identify project-related items, such as the names of the kitchen tools or parts of an animal's anatomy. Learning basic project terms may help a young person gain self-confidence as well as knowledge. If possible, have the actual items available for members to work with in a real situation when you lead an identification exercise.

Judging: In 4-H we use judging as a tool to help young people learn to observe, compare, make decisions, and categorize differences and similarities between things. At first, give a member two similar types of items to observe and compare to each other. Ask him or her to tell

in what ways one item is different from another. As the member gains confidence in judging, ask him or her to rank four related items from best to worst. Have the member give his or her reasons for ranking each item.

Tours: Young people like to go places and see things. Tours of members' projects can be quite a boost for members and their families. Everyone gets a chance to compare methods and measure their individual progress. Members can discuss their experiences, display their work, or give a presentation.

Commercial enterprises such as bakeries, feed yards, retail stores, and restaurants often welcome 4-H group tours of their operations. Members should prepare ahead of time with questions to ask the owners or operators about the business.

Record Keeping: 4-H records give young people practice in planning and measuring progress. Be sure to explain early in the project year that members need to keep records of their experiences in 4-H. Be positive and give encouragement to help your members learn from their experiences and find alternative solutions when problems arise.

Apply What You Learned

Use a variety of methods or opportunities in your project.

Identify the characteristics of the ages in your project group:

List how you will involve community resources in your project:

List how you will use teaching opportunities in your project:

Clothing and Textile & Home Arts Field Day

March 29, 2008 Little Theater Building-Fairgrounds


Open To All Lake County 4-H Members

Sewn Garment – Traditional

- To showcase the member's sewing skills and their ability to coordinate an outfit
- Garment(s) sewn by the 4-H member
- The entry might be a one-piece garment or it might be three coordinated pieces. A beginning member might even sew one garment and purchase another, for example, a sewn jumper or vest worn with a previously owned shirt.

Categories:

1. New – something sewn using a pattern
2. Re-sewn – an item remade into a wearable garment or outfit. The new garment must show at least 50% change in construction. Example: skirt or shirt from pants, vest or pants from tablecloth or drapery etc....
3. Accessories - non-garment item, sewn from scratch: bag, hat, gloves, backpack, blanket, etc...



Needle Arts

- The member demonstrates their ability to knit, crochet or weave a garment or accessory, and coordinate an outfit with it.

Categories:

1. Garment – a poncho, skirt, shirt, dress, coat etc....
2. Accessories - scarf, hat, belt, gloves, blanket, etc...

Recycle

- The member designs or sews a wearable garment from different or previously used materials. The completed garment is different from its original use.
- This category focuses on creativity, as well as best use of materials.
- Get creative and have fun with this category.

Outfit on a Budget

- Members create an outfit for \$35 or less.
- Member demonstrates their ability to put together a complete outfit purchased at a secondhand store. The outfit is something you would actually wear to a special event or outing.
- The focus is on how complete the outfit is and wise consumer purchasing. Member will present all receipts with entry.

Decorated Duds

- Decorate a garment(s) using arts and crafts techniques, embellish to taste.
- This category focuses on creative techniques and workmanship.

Home Arts

- An item sewn or created for use in or around the home.


Categories:

1. New – using a pattern or sewn from scratch: blankets, quilts, pillows, pillowcases, tablecloths, placemats, table runner, tool bag.
2. Re-designed – creating something from old garments or material: flowerpot, vase, home or holiday decoration, etc....



Parents/Leaders Only

- The Ugliest Outfit. Create a complete outfit. Ugliest wins.



Clothing and Textile & Home Arts Field Day
March 29, 2008 Little Theater Building-Fairgrounds
Open To All Lake County 4-H Members



Entry Form
Entries are due to the 4-H Office by: March 14, 2008

Name: _____ Club: _____

Address: _____ Phone: _____

Email: _____ Age: _____ Grade: _____

Please mark which category you are entering, you may participate in more than one category.
(see attached sheet for category descriptions)

Categories :

YOUTH:

- Sewn Garment – Traditional
- Needle Arts
- Recycle
- Outfit on a Budget
- Decorated Duds
- Home Arts

ADULTS:

- The Ugliest Outfit

Please provide a brief description for your item(s):

Entry Description:

**If you are in need of material for your item(s), stop by the 4-H Office,
there is a wide variety of colors and fabrics available for use.**

LAKE COUNTY 4-H PRESENTATION DAY

Date: Saturday, February 23, 2008

Location: Lower Lake Elementary School

Check-In: 9:00 a.m. – Orientation: 9:30 a.m. – Presentations Begin: 10:00 a.m.

~ Competitive Presenter ~

Members are judged and may have the opportunity to advance to other competitions

Due to 4-H Office by: 2/15/08

Late entries will be accepted as non-competitive

Send registration forms to: Lake County 4-H, 883 Lakeport Blvd., Lakeport, CA 95453 or FAX: 263-3963

Name: _____

Mailing Address: _____ City: _____ ZIP: _____

Phone: (____) _____ E-Mail: _____

Club: _____ MALE FEMALE

Title of Presentation: _____

Type: Demonstration Illustrated Talk Educational Display (table top)
Prepared Speech Impromptu Speech Interpretive Reading
Share the Fun Cultural Arts Audio-Visual Presentation
Problem Solving Presentation

Grade: Junior: 4th 5th Intermediate: 6th 7th 8th Senior: 9th 10th 11th 12th

Teammates: _____
(Attach a list for Share the Fun and Cultural Arts categories)

I need to give my presentation outdoors (for animals, equipment, etc.): Yes No

Note: All presentations that include an animal will be an outside presentation.

ATTENTION: Parents, Leaders, and qualified 4-H members

YES, I would like to be a:

___ **JUDGE** Each club is asked to provide 3 Judges for County Presentation Day.

My child **is-** or **is not-** giving a Presentation. Child's Name: _____

___ **Area Chair** Members 8th grade and above who have completed at least 2 presentations at County Presentation Day, and received at least of one gold award. (All Share the Fun Skit awards are excluded). Credit as an Area Chair will complete the presentation requirement.

NAME: _____

ADULT _____ YOUTH _____ GRADE (If youth): _____

LAKE COUNTY 4-H PRESENTATION DAY

Date: Saturday, February 23, 2008

Location: Lower Lake Elementary School

Check-In: 9:00 a.m. – Orientation: 9:30 a.m. – Presentations Begin: 10:00 a.m.

~ Non-Competitive Presenter ~

Members are evaluated and receive credit for giving a presentation

Due to 4-H Office by: 2/15/08

Send registration forms to: Lake County 4-H, 883 Lakeport Blvd., Lakeport, CA 95453 or FAX: 263-3963

Name: _____

Mailing Address: _____ City: _____ ZIP: _____

Phone: (____) _____ E-Mail: _____

Club: _____ Male Female

Title of Presentation: _____

Type: Demonstration Illustrated Talk Educational Display (table top)
 Prepared Speech Impromptu Speech Interpretive Reading
 Share the Fun Cultural Arts Audio-Visual Presentation
 Problem Solving Presentation

Grade: Clover Bud: K 1st 2nd 3rd Junior: 4th 5th Intermediate: 6th 7th 8th Senior: 9th 10th
 11th 12th

Teammates: _____
(Attach a list for Share the Fun and Cultural Arts categories)

I need to give my presentation outdoors (for animals, equipment, etc.): Yes No

Note: All presentations that include an animal will be an outside presentation.

ATTENTION: Parents, Leaders, and qualified 4-H members

YES, I would like to be a:

___ JUDGE Each club is asked to provide 3 Judges for County Presentation Day.

My child is- or is not- giving a Presentation. Child's Name: _____

___ Area Chair Members 8th grade and above who have completed at least 2 presentations at County Presentation Day, and received at least of one gold award. (All Share the Fun Skit awards are excluded). Credit as an Area Chair will complete the presentation requirement.

NAME: _____

ADULT _____ YOUTH _____ GRADE (If youth): _____